



BELLVILLE

Philatelic Society - Filatelievereniging

Posbus 402 PO Box - SANLAMHOF – 7532

<http://bellvillephilatelic.tripod.com>; Email: philately@netpoint.co.za

MINUTES

MAY 2018 MEETING

PREVIOUS

9 MAY 2018

LADIES NIGHT & “WHERE DO I BEGIN?”

We received three entries for the One Page Cup on Soccer. Congratulations to Maureen Reeves.

There were no entries for the Ladies Cup.

Where do I begin:

Rust (discussion by Johan Bezuidenhout): The general solution for rust on stamps – throw them away. They will firstly contaminate the rest of your stamps and, if you do manage to remove the rust from the stamp, the stamp will not qualify to be classified as Mint. Beware of stamps where the ink could run due to placing the stamp in a liquid. Johan illustrated by mixing 2 bottle cap “cups” of Milton with a ½ cup of water. Place your stamps face down on the water and let it float. Try to keep the exposure of the stamp to the mixture as little as possible. Regularly check the stamp and when satisfied that the rust has been removed (he did this after 30 minutes), place the stamp on a gladdened surface (like white paper towel) to dry. Once dry, press the stamp flat between a couple of books, if needed.

Remove new sticker stamps (discussion by Ida Potgieter): Benzene could previously be used to remove the sticker stamps from paper, but current regulations makes it impossible to obtain Benzene. Nail varnish remover for false nails seems to do the trick. Just apply a bit of the remover on the stamp and after a while, carefully lift the stamp from the paper.

UV lamp (discussion by Ida Potgieter): These can be used to identify florescent markings on stamps or postal items. It will also correctly identify florescent paper. The stamps from the First Definitive Issue of SA can be identified using this method. Many banks previously used UV lamps to detect fraudulent bank notes. Ida acquired her lamp through a bank employ who found one in a storeroom.

How to identify fraudulent cancellations (discussion by Michael Wigmore): 1. The shape of the postmark will be wrong. 2. Water based ink will be used, which will soak through the stamp paper. 3. The dates will be invalid.

Main discussion (Reanie): 1. Ensure that you have the correct equipment: a. to work with your philatelic items: stock books, tongs, magnifying glass; b. for exhibiting: photo corners or Hawid strips for mounting stamps, small guillotine to cut Hawid strips or other paper, paper cutting knife, white paper for exhibiting, white thicker paper as back for exhibiting pages, protective cover for exhibiting pages; 2. Sort your stamps / philatelic items: a. decide what you want to work with; b. classical / thematic / postal history / etc; c. put everything into stock books; d. start reading up / do research on your subject matter; 3. If you want to exhibit: a. make certain of the FIP rules on exhibiting; b. draw up a PLAN for your exhibit; c. identify missing items to acquire; d. start with your exhibit. If you are only interested in collecting postal items, that is great; if you want to expand into exhibiting, that is also great, but know that you would then have to follow the rules, as with any competition. Whichever option works for you, always ask for advice. Negative feedback means there’s something that you can learn and improve on (and for exhibiting, get higher marks); positive feedback means that you are on the right track. Everyone in the society starts off with boxes full of stamps. As you and your hobby grow, you can decide to expand your stamp collection and maybe specialize. You can even take a further step and try out exhibiting. The most important part: YOU must enjoy what you are doing.

FORTHCOMING

13 JUNE 2018

AFRICA & REST OF THE WORLD CUPS

Africa Cup: All countries in Africa, including Madagascar and Mauritius, are included in the exhibition range for this cup. Minimum 2 frames (32 pages) exhibit – as for a traditional exhibit.

Rest of the World Cup: All countries, excluding the Africa continent, are included in the exhibition range for this cup. Minimum two frames (32 pages) exhibit – as for a classical collection.

11 JULY 2018

THEMATIC CUP & THEMATIC EVENING

Thematic Cup: Minimum two frames (32 pages) exhibit – covering any subject that cannot be categorized as a traditional exhibit (e.g. country).

Diederik Viljoen will give a short talk on ThematicSA and specifically, the Western Cape branch. Members can bring along any thematic items for a “show and tell”.

AUGUST 2018

COMMITTEE MEETING : 19:00 – AT HOME OF WERNER BARNARD, D'URBANVALE

The program for the last part of the year and planning for next year will be discussed. Date to be confirmed nearer to the time.

8 AUGUST 2018

AUCTION

We have received some items for an Auction and have scheduled it for the August 2018 meeting. A catalogue will be distributed to all members as soon as it is available.

12 SEPTEMBER 2018

INTERCLUB COMPETITION

Our society will be the host for this year's event. The details will be made available as soon as they have been finalized.

How Syria's postage due stamps show country's rich history and notable sites

[<https://www.linns.com/news/world-stamps-postal-history/2016/october/syrias-rich-history-notable-sites-depicted-on-postage-due-stamps.html>]

By Ghassan Riachi

On March 1, 1925, Syria issued five postage due stamps. The denominations were ½ piaster, 1pi, 2pi, 3pi and 5pi.

Six years later, in 1931, there apparently was still an adequate stock of these five denominations available at post offices around the country. However, there was a need for two higher denominations, 8pi and 15pi. Postage due stamps with these denominations were issued in March 1931.

In this column, I will refer to all seven denominations as Syria's first permanent postage due stamp set or simply the set.

Prior to this set, all of the postage due stamps of Syria were provisional. French Levant postage stamps, French postage due stamps, Arab Kingdom of Syria postage due stamps, and surcharged Arab Kingdom of Syria postage stamps received surcharges or overprints in either French or in both French and Arabic.

The stamps of the set were printed on unwatermarked, colored paper and perforated gauge 13½. The perforated stamps are listed in the Scott 2016 Classic Specialized Catalogue of Stamps and Covers 1840-1940 as Syria Scott J33-J39.

In the grade of very fine, a set of these stamps is valued at \$13.30 in both unused and used condition in the Scott Classic Specialized catalog. A mint, never hinged perforated set, however, should be worth at least four times as much.

If you want to add this set to your collection, I suggest you try to find it in mint, never hinged condition.

These postage due stamps can also be found used. If you are looking for a challenge, though, try to find them on commercial covers. Such covers are very difficult to find, but well worth the hunt.

Imperforate stamps also exist. There are 100 imperforate sets of the low denominations and 300 imperforate sets of the two high values.

If you want to add imperforate stamps to your collection, make sure you buy them as pairs or blocks of four; avoid purchasing single imperforate stamps.

I have seen single perforated stamps with trimmed perforations to make them appear imperforate. Collectors beware.

Seven different beautifully detailed designs were adopted for this set, one for each denomination.

In the margins below the designs of all five of the postage due stamps issued in 1925 are (from left to right) the name of the designer, J. de la Neziere; the name of the site pictured; and the name of the printer, Helio-Vaugirard. On the two 1931 stamps, only the names of the designer and printer are in the bottom margin.

The names of the sites are included in the table accompanying this article, as are the paper and design colors and the quantity produced of each of the seven perforated stamps.

The 1pi stamp is vertically formatted; all of the other denominations are horizontally formatted.



The 1/2-piaster low value of Syria's postage due set of 1925 and 1931 features one of the giant Hama water wheels located on the Orontes River in the Syrian city of Hama.

The central design of the ½pi denomination depicts a Hama water wheel.

Up to 66 feet in diameter, these giant water wheels are situated along the Orontes River in the Syrian city of Hama. Their purpose was to move water from a lower to a higher elevation for irrigation through aqueducts.

Only 17 of these water wheels exist today. Although they are no longer in use, they are still in working condition.


The Hama water wheels were given names. The largest one, named Al-Mohammediyah, supplied water to the Great Mosque of Hama.

The top central panel of the ½pi stamp contains the country name, "Syria," in French. This is flanked by the Arabic word for "Posts" at right, and the country name in Arabic at left.

To the right of the central design is the denomination and currency in Arabic. At the left is the French equivalent for "½pi to be collected."

The bottom panel contains the following: Arabic for "to be collected" in the right corner, the Arabic equivalent for "postage due stamp" in the left corner, and the French for "postage due" in the middle.

The 2pi, 3pi, and 5pi stamps have the same French and Arabic inscriptions as the ½pi stamp.



The only vertically formatted stamp in Syria's 1925 and 1931 postage due set, the 1-piaster denomination depicts the ancient city of Antioch.

A view of Antioch is featured in the central design of the 1pi denomination.

An ancient city located on the eastern part of the Orontes River close to Turkey, Antioch has been referred to as “the cradle of Christianity” because of its importance in the emergence of early Christianity. Also, according to Acts 11:26, the disciples were first called Christians at Antioch.


During Roman times, Antioch had a population of half a million people, but, during the Middle Ages its importance declined because of earthquakes, wars and the trade routes no longer going through the city.

The top panel of the 1pi denomination contains the country name in French. Below it is the French for “1pi to be collected.” At the bottom is the French for “postage due.” Above it is the Arabic equivalent for “Syria post, postage due stamp, 1pi to be collected.”

Syria's 2-piaster postage due stamp shows the Cathedral of Our Lady of Tortosa in Tartus. It was used both as a church and as a fortress.

The central design of the 2pi stamp shows the Cathedral of our Lady of Tortosa in the Syrian city of Tartus.

In the middle of the 12th century, the crusaders constructed the cathedral and it was used as a church and fortress. Many historians agree that the cathedral is the “best-preserved religious structure of the crusades.” Today, the cathedral is the National Museum of Tartus.



Tartus, a port city on the Mediterranean Sea, is considered to be one of the favorite vacation spots for Syrians.



In the design of Syria's 3-piaster postage due stamp featuring the town of Baniyas, a castle on a hill can be seen in the background.

The central design of the 3pi stamp portrays a scenic view of Baniyas, a beautiful town at the base of Mount Hermon to the north of the Golan Heights.

If you look closely at the design, you can see a castle on a hilltop. I believe the castle to be Qalaat al-Marqab (also known as Margat Castle), a massive crusader castle built in 1062.

In 1168, and for more than a hundred years during the Crusades, this castle was a garrison for the Order of Knights of the Hospital of Saint John of Jerusalem, the Catholic military order also known as the Knights Hospitaller. At that time, Qalaat al-Marqab must have been a formidable fortress.

It is said that Saladin (1137-1193), the sultan who commanded Islamic forces during the military operations against the crusaders in the Levant, avoided attacking this castle.

In addition to having been used by Christian and Muslim soldiers as a defensive fort, it also was a safe haven and a prison at different moments in history.



A crusader castle, the Krak des Chevaliers, is pictured on the 5-piaster postage due stamp.

Illustrated in the central design of the 5pi stamp is a view of the Krak des Chevaliers, a crusader castle sitting on top of a 2,130-foot high hill to the east of the city of Tartus, Syria.

At one time, it was large enough to house a garrison of some 2,000 men. The original structure at this site was built in 1030 and occupied by Kurdish troops.

In terms of its state of preservation, the Krak des Chevaliers is considered to be one of the most significant medieval castles in the world.


War and earthquakes throughout the centuries have destroyed or damaged this castle, but it always found an owner who rebuilt it. In 2006, UNESCO declared the Krak des Chevaliers a World Heritage Site.

As a result of the civil war that erupted in Syria in 2011, the castle has been damaged again.

Syria issued this 8-piaster postage due stamp in 1931. Several floral images, including a vase of flowers, are pictured in the design.

The central design of the 8pi stamp features beautiful floral scrollwork and shows several flowers coming out of a vase.

Above the vase are the Arabic words "Syria" and "due" at the top and below them are the French words for "Syria" and "postage due." On each side of the vase is the word "Posts," in Arabic at right and in French at left.



Also shown on both sides of the vase is an image of a single flower appearing to come out of the ground. Below each flower are the denomination and currency, in Arabic at right and in French at left.

In total, the stamp depicts several different stylized kinds of flowers in bloom.



Illustrated on the 15-piaster high denomination of the Syria postage due set is a stone sculpture of a Hittite lion.

Pictured on the 15pi stamp is a side view of a stone sculpture of a Hittite lion.

At its peak, the Hittite Empire included a large part of Anatolia (in Turkey) in addition to segments of Upper Mesopotamia and northern Levant. The capital was Hattusa (in Turkey).

In the Hittite society, images of lions were important.

At Hittite sites in Turkey and Syria, free-standing lion sculptures have been discovered, and Hittite lions also are found protruding from stones and gateways.

It is not clear what the purpose of these massive stone lions was, but it is believed that some of them may have marked water sources.

These lions are considered to be impressive acts of Hittite engineering rather than great works of art.

Above the lion shown on the 15pi stamp are the Arabic word “due” at right and “postage due” in French at left. In front and behind the lion are the word “Posts,” the denomination and currency, in Arabic at right and in French at left. Below the lion is the country name, “Syria,” in French at right and in Arabic at left.

These postage due stamps are well worth collecting. Not only are they beautiful and affordable, but they also depict a stunning and rich history.

Syria has some of the most phenomenal archaeological finds in the world. Unfortunately, with the current war raging, these sights are no longer available for people to visit, and these stamps might be the last and only way we can enjoy these ancient places.

Programs of other societies in the Western Cape

	THE ROYAL
MEETINGS:	Second and fourth Monday of each month at 20:00 at the Athenaeum, Newlands, Cape Town
11 JUNE 2018	Volker Janssen - Cape of Good Hope
25 JUNE 2018	Victor Millard - Imperial Airways
9 JULY 2018	Brian Franklin - MALTA; Danie Scheepers - Seychelles
23 JULY 2018	ALL MEMBERS POSTCARDS convened by Malcolm Murphy
13 AUGUST 2018	Hugh Amooore - RSA Postal Rates; Estate Planning (Philatelic) Workshop
27 AUGUST 2018	David Wengrowe - HOLY LAND; David Watts - State of Emergency
	STELLENBOSCH
MEETINGS:	First Tuesday of the month at 19:00 at Le Donjon, La Societé, La Clemence, Webersvallei Rd, Stellenbosch
5 JUNE 2018	S. Borgin – Cars; All members 2 page - Architecture/Argitektuur (incl Buildings/Geboue)
3 JULY 2018	P. Jolie & T. Britz; Alle lede 2 bladsye - Koninglikkes
7 AUGUST 2018	A. Putter & I. Potgieter; All member 2 pages - Wind
	PAARL
MEETINGS:	Second Thursday of the month at 19:30 in the MBA Boland building, Concordia Street, Paarl
14 JUNE 2018	Tema: Letter A (Worcester)
12 JULY 2018	Tema: Vasvra-aand
16 AUGUST 2018	Tema: Letter B
	PINELANDS
MEETINGS:	Last Wednesday of the month at 19:30 in the Activities Room of Pinelands Public Library
27 JUNE 2018	All Members: Main: Family History; 1page: Personalities beginning with “E”; Voluntary: Workshop
25 JULY 2018	Neville Smith: Apple Express; 1page: Personalities beginning with “F”; Voluntary: David Kent; Other: Garden Cities & Beginners Comp.
29 AUGUST 2018	All Members: Main: Postmark evening; 1page: Personalities beginning with “G”; John S: Voluntary: Member’s choice; All Members: Other: Bourse
	FISH HOEK
MEETINGS:	First Tuesday of the month at 19:30 at Minor Hall - Civic Centre, Recreation Road, Fish Hoek
5 JUNE 2018	Colin Rowe will show GB
3 JULY 2018	Stamp Sale Evening. All members can buy and sell on free tables. Scratch boxes will be available. Also small Society Stamp Auction by Colin Rowe
7 AUGUST 2018	Sven Tollin will show his collection of “Boer War”
	DURBANVILLE STAMP FAIR
MEETINGS:	First Saturday of the month from 09:00 – 12:30 at Bergsig D.R.Church, c/o Boland Way & Protea Way, Durbanville
STAMP FAIRS	Stamp Fair dates for 2018 are: March 3rd, April 7th, May 5th, June 16th, July 7th, August 11th, Sept 1st, Oct 6th, Nov 3rd, Dec 1st (all 1st Saturday except for June & August).
LIVE AUCTIONS	Live Auction dates for 2018 are: March 17th, May 19th, July 21st, Sept 15th, Nov 10th
THEMATICSA, WESTERN CAPE	Meets on Stamp Fair dates from 09:30 – 10:30



HAPPY BIRTHDAY



NAME	SURNAME	BIRTHDAY
Reanie	de Villiers	12 June
Jan	Rossouw	14 June
George	Coetzee	24 June
John	Potter	06 July
Diederik	Viljoen	20 July
Johan	Bezuidenhout	25 July
Ida	Potgieter	8 August
Robert	Harm	6 August
Steve	Hannath	19 August
Claude	Mathey	27 August
Michael	Wigmore	30 August
Hugh	Mulder	3 September
Dušan	Brandstätter	25 September

SUBS FOR 2018

Federation Fee 2018:


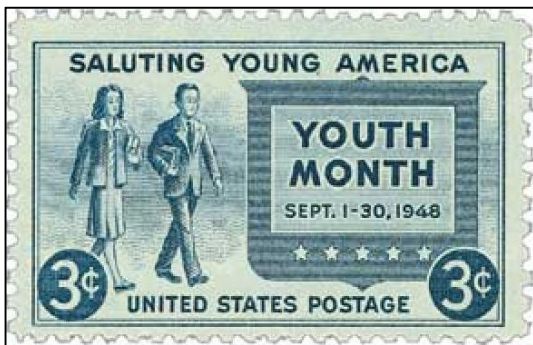
R 200 (incl vat)

Society Fee 2018:

R 90 (same amount payable by non-home members)

Total Membership Fee 2018:

R 290



PROGRAM 2018

MONTH	SUBJECT	TEA DUTY	ONE PAGE
10 JAN 2018	ALL MEMBERS' NIGHT & 8 PAGE CUP	I POTGIETER C MATHEY A HORSTMAN	HERBS & SPICES
14 FEB 2018	ONE PAGE, CUPS & AGM	J POTTER R DE VILLIERS	WILD ANIMALS
18 FEB 2018	COMMITTEE MEETING	AT THE HOME OF WERNER BARNARD, D'URBANVALE	19:00
14 MAR 2018	AUCTION	H MULDER A HUGILL	---
11 APR 2018	ONE FRAME CUP & ROUND TABLE EVENING	J BEZUIDENHOUT E STOCKENSTROM	GENTLEMEN
21 APR 2018	EXHIBITION SEMINAR	AUDITORIUM, BELLVILLE LIBRARY	09:30 – 16:00
9 MAY 2018	LADIES CUP & "WHERE DO I BEGIN?"	R LOO C MULLER	SOCCER
13 JUNE 2018	AFRICA & REST OF THE WORLD CUPS	R HARM N MATTHEE	YOUTH
JULY 2018	SA VIRTUAL PHILATELIC EXHIBITION (SAVPEX 2018)	BLOEMFONTEIN	---
11 JULY 2018	THEMATIC CUP & THEMATIC EVENING	S ROWLAND D VILJOEN	PAINTINGS
AUG 2018	COMMITTEE MEETING	AT THE HOME OF WERNER BARNARD, D'URBANVALE	19:00
8 AUG 2018	AUCTION	S LIGHT T OLCKERS J DU PLESSIS	---
12 SEP 2018	INTERCLUB COMPETITION	BELLVILLE	---
1 – 3 OCT 2018	JUNASS 2018	ATHENAEUM, NEWLANDS	---
10 OCT 2018	TAKING STAMPS ONLINE & OPEN CLASS EXHIBITS	C MATHEY I POTGIETER G STRYDOM	TRANSPORT
17 – 20 OCT 2018	NATIONAL EXHIBITION 2018	CENTURION	---
19 OCT 2018	CONGRESS	CENTURION	---
OCT 2018 (?)	QUIZ EVENING	THE ROYAL	20:00
14 NOV 2018	VISITORS & BELLVILLE EXHIBIT EVENING	H MULDER J POTTER	"K"
5 DEC 2018	PRESIDENT'S EVENING	AT THE HOME OF WERNER BARNARD, D'URBANVALE	19:00
9 JAN 2019	ALL MEMBERS' NIGHT & 8 PAGE CUP	A HUGILL A HORSTMANN	SPACE
13 FEB 2019	ONE PAGE, CUPS & AGM	N SMITH AM & M WIGMORE	POLITICS
13 MAR 2019	AUCTION	M & J REEVES D CROUKAMP K LOUWRENS	---

Contact information:

Secretary: Reanie De Villiers - Cell: 082-567-0353 (a.h. please); e-Mail: philately@netpoint.co.za